



Roper Pumps

ROC[®]
Series

The ROC goes with the flow and performs spotlessly in stainless steel

ROC Solid Service



The leading force behind liquids.

Applications

- Chemical processing
- Pharmaceutical industries
- Injection and transfer applications of acids and solvents
- Trademarked design

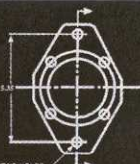
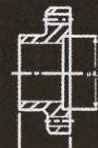
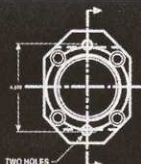
Features


- Heavy duty stainless steel gear pumps for optimum chemical capability
- Back pull-out design for easy maintenance without disturbing piping
- One-piece "D" style bushings eliminate the need for wearplates and provide positive alignment and gear support
- Capable of operating at nominal motor speeds

- Good for up to 300 psi differential pressures
- No integral relief valve available, external relief recommended

Options

- Various drive arrangements
- Close-coupled bracket and magnetic drive arrangements available for the small series





Roper Pump Company
 P.O. Box 269 • Commerce, GA 30529
 Toll Free: 1-800-876-9160 • Fax: 706-335-5490
 sales@roperpumps.com

Visit Us On The WorldWide Web
www.roperpumps.com

ROC® Series

Model	Theoretical Capacity	Maximum Speed	Maximum Flow at Maximum Speed (0 Discharge Pressure)	Maximum Pressure	Port Connection
X2.5	.00025GPR(.946 CC/REV)	3600 RPM	0.9GPM (.204 M ³ /HR)	300 PSI (20 Bar)	1/2"NPT"
X5	.0005GPR(1.89 CC/REV)	3600 RPM	1.8GPM (.41 M ³ /HR)	300 PSI (20 Bar)	1/2"NPT"
01	.001GPR(3.79 CC/REV)	3600 RPM	3.6GPM (.82 M ³ /HR)	300 PSI (20 Bar)	1/2"NPT"
02	.002GPR(7.57 CC/REV)	3600 RPM	7.2GPM (1.64 M ³ /HR)	300 PSI (20 Bar)	1/2"NPT"
03	.003GPR(11.36 CC/REV)	3600 RPM	10.8GPM (2.45 M ³ /HR)	300 PSI (20 Bar)	3/4"NPT"
07	.007GPR(26.5 CC/REV)	1800 RPM	12.6GPM (2.86 M ³ /HR)	300 PSI (20 Bar)	1-1/2"NPT"
12	.012GPR(45.42 CC/REV)	1800 RPM	21.6GPM (4.91 M ³ /HR)	300 PSI (20 Bar)	1-1/2"NPT"
18	.018GPR(68.14 CC/REV)	1800 RPM	32.4GPM (7.36 M ³ /HR)	300 PSI (20 Bar)	2"NPT"

Materials of Construction

Housing	Gears/Shafts	Bearings	O'Rings
• 3166SS ASTM A743	• 17-4pH SS ASTM A564 Type 630	• Carbon Graphite	• PTFE
Options		• Silicon Carbide	

Key Features

- Helical gears for quiet operation
- Bi-directional rotation
- Seal flexibility - single or double in large sizes
- Two moving parts for less wear and reduced maintenance
- Close coupled or foot mount design

